



KUSTOM KIT®

DRESSING YOUR BUSINESS

KUSTOM KIT®



WELCOME TO OUR 2025 COLLECTION!

We understand the value of your logo. Applying it to clothing is a great way to quickly achieve brand exposure and project a professional image. For more than 30 years we've been helping brands achieve maximum impact by making great quality corporate and work wear that's built to last. Your search for the perfect uniform ends here!

In addition to perennial favourites like the KK403 Klassic Polo (page 10), we're proud to introduce four new styles to our 2025 collection. The KK423 Recycled Polo (page 16) represents a new standard in durability for recycled clothing and perfectly encapsulates our sustainable approach to garment design, whilst our pique hood and sweatshirts (pages 38-43) provide a fresh aesthetic that's as fashionable as it is functional.

For more product information, check us out online at kustomkit.com

**BUY
LESS
BUY
BETTER
BUY
KUSTOM KIT**



THE MOST SUSTAINABLE GARMENT IS THE ONE YOU ALREADY OWN



For over 30 years our brand has been known for designing and manufacturing clothing that lasts. We believe that high quality, ethically sourced garments are crucial to reducing our environmental impact. Helping to slow down material flow, reducing overconsumption, and encouraging repair over replace.

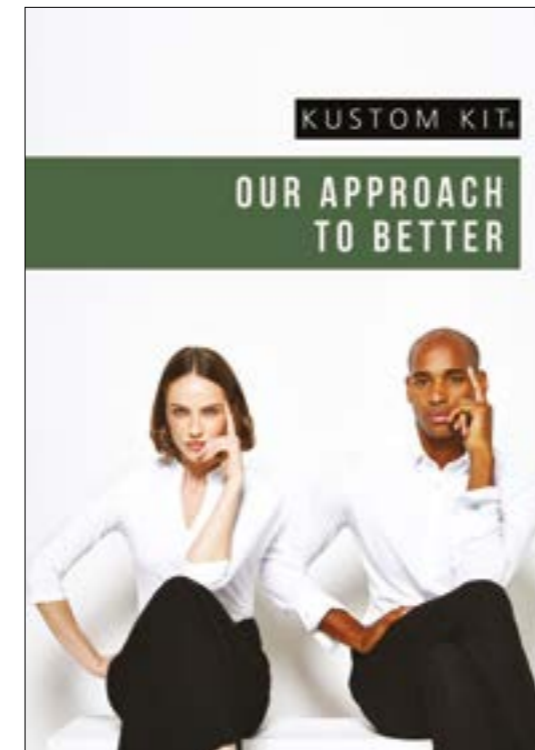
WE MAKE QUALITY GARMENTS THAT LAST

Our designers take care to consider each detail of a garment's construction, optimising stitches per cm, and strengthening the areas that get the most wear.

We strive for functionality and durability but never at the expense of style and comfort.

Addressing environmental concerns is right at the top of our priorities list.

We know we're not perfect, so by evaluating and improving our business operations, we are continuing to reduce our environmental impact in our quest to grow sustainably.



This is our approach to a better and sustainable future.

We're also committed to eradicating modern slavery and forced labour.



Discover our approach to a better and sustainable future at kustomkit.com/ourapproachtobetter



KK412 JERSEY POLO

SUPERWASH 60°

REGULAR FIT

TUMBLE DRY

Offering the comfort of a tee and the smart appearance of a polo!

Made from the same 65/35 polyester cotton jersey fabric as the KK504 Fashion Fit Tee but with a regular fit, this addition to our Superwash® 60 range is the best of both worlds.

SIZES:

S - 2XL

See page 79 for full size spec and European sizing.

FABRIC:

65% polyester 35% cotton jersey

WEIGHT:

170gsm

FEATURES:

Matching 1x1 rib flat knit collar and cuffs. Interlined slanted top placket. Taped back neck and inner collar binding. Single topstitched shoulder seams. Superwash 60 wash. Tear out back neck label.

Please note: Superwash 60°C wash can only be guaranteed on non-decorated garments.



Great workwear should provide exceptional performance in all working environments and our renowned Superwash® 60 collection doesn't disappoint.

Kustom Kit hallmarks such as ethical sourcing, superior quality construction and enhanced wearer comfort all come as standard, but our Superwash® 60 styles can also be washed up to 60°C for easier removal of stubborn stains without affecting shape or colour.



WHAT ARE THE BENEFITS?

FABRIC

Our Superwash® 60° fabrics are made from high quality yarns, knitted to a tight tension which means that the garments are super hard wearing. We use long fibred yarns that produce a compact fabric surface that is highly resistant to piling. Our dyes are designed to keep their colour even when washed at high temperatures while still being kind to the skin and the environment.

GARMENT MAKE-UP

The make-up is always of high quality. Features such as double stitched seams ensure durability whilst back neck and shoulder tape provide wearer comfort and shape retention. We also don't scrimp on stitches which ensures optimum seam strength.


PRINTABILITY

We have engineered all our Superwash® 60° fabrics to be the perfect base for decoration. The clean compact surface provides the perfect canvas for ink and vinyl. Its compact construction also allows for even the most stitch heavy embroidery designs.

ETHICALLY MANUFACTURED

Kustom Kit believes in respecting people and the environment. We ensure that our suppliers are totally committed to exceeding our high ethical standards. Our Superwash® 60° garments are very highly accredited, holding Oeko-Tex Standard 100, Oeko-Tex Made in Green, Oeko-Tex STeP, Wrap Gold, SEDEX and BSCI amfori.

Superwash 60 is a feature of 18 styles within our 2025 collection.



THE KLASSIC POLO

The original Kustom Kit polo. Offering the widest choice of colours and sizes, our Klassic Polo is renowned for its superior quality and Superwash® 60 performance.



THE KLASSIC POLO

KK403 MEN'S KK703 WOMEN'S

SIZES:

KK403 XS - 6XL 4XL & 5XL in white, red, lime, turquoise, graphite, bottle green, royal & charcoal only. 6XL in black & navy only.
All other colours XS - 3XL.
KK703 6 - 24 24 in black, turquoise, navy & raspberry only.
All other colours 6 - 22.
See page 79 for full size spec and European sizing.

FABRIC:

65% polyester 35% cotton pique

WEIGHT:

185gsm

FEATURES:

1x1 rib flat knit collar and cuffs. Double topstitching around cuffs.
Three button interlined slanted top placket. Reinforced shoulder seams.
Half moon back yoke. Double topstitched armholes and shoulder seams.
Side vents. Twin needle hem. Spare button attached to care label.
Woven back neck label.

Please note: Superwash 60°C wash can only be guaranteed on non-decorated garments.

- | | | |
|---|---|---|
|  white |  pink |  light heather blue* |
|  canary* |  red |  light blue |
|  burnt orange* |  raspberry |  mid blue* |
|  lime |  magenta |  turquoise |
|  apple green |  burgundy* |  purple |
|  kelly green* |  dark purple |  royal |
|  bottle green* |  cardinal red* |  light navy* |
|  jade |  deep wine* |  navy |
|  army green* |  heather grey |  chocolate* |
|  graphite |  charcoal |  black |

*KK403 only

SUPERWASH 60°

CLASSIC FIT

TUMBLE DRY





KK400 WORKWEAR POLO

SUPERWASH 60°

CLASSIC FIT

TUMBLE DRY

SIZES:

XS - 5XL
4XL & 5XL in black, navy & white only.
See page 79 for full size spec and European sizing.

FABRIC:

65% polyester 35% cotton pique

WEIGHT:

180gsm

FEATURES:

1x1 rib flat knit collar and cuffs. Double topstitching around cuffs. Three horn effect buttons. Interlined slant top placket. Double topstitched armholes and shoulder seams. Twin needle hem. Spare button attached to care label. Woven back neck label.

Please note: Superwash 60°C wash can only be guaranteed on non-decorated garments.



KK413 SLIM FIT KLASIC POLO

SIZES: XXS - 2XL

FABRIC: 65% polyester 35% cotton pique

WEIGHT: 185gsm

FIT: Slim



KK408 SLIM FIT HEAVYWEIGHT KLASIC POLO

SIZES: XS - 2XL

FABRIC: 65% polyester 35% cotton pique

WEIGHT: 220gsm

FIT: Slim



KK430 LONG SLEEVE POLO

SIZES: S - 2XL

FABRIC: 65% polyester 35% cotton pique

WEIGHT: 200gsm

FIT: Classic





NEW

RECYCLED... WITHOUT THE COMPROMISE

KK423 RECYCLED POLO

Most recycled yarns are at odds with our 'Buy Less, Buy Better' values, being inherently weaker as a consequence of the recycling process.

Our new KK423 Recycled Polo, however, is manufactured from yarn using a premium recycling process that ensures it is identical to virgin fibre at a molecular level. This results in a polo shirt that's more durable and offers superior performance to other recycled knitted garments. As part of our Superwash 60° family collection, this is one sustainable garment that is ready for even the most challenging working environments.



NEW

KK423 RECYCLED POLO

Looking for a recycled polo that performs?

Kustom Kit has developed an innovative recycling process that ensures the yarn is identical to virgin fibre. This results in a garment that lasts longer and performs better than standard recycled knitted garments. Better for you and better for the planet. The KK423 is part of the Superwash 60° family meaning it can be washed at 60°, making it ideal for even the most challenging working environments.

SIZES:

S - 3XL

See page 79 for full size spec and European sizing.

FABRIC:

65% recycled polyester 35% cotton

WEIGHT:

185gsm

FEATURES:

1x1 rib flat knit collar and cuffs. Two button straight top placket. Self fabric back neck and inner collar binding. Taped shoulder seams. Double topstitching around cuffs. Twin needle hem. Spare button attached to care label. Tear out back neck label.

Please note: Superwash 60°C wash can only be guaranteed on non-decorated garments.



SUPERWASH 60°

REGULAR FIT



SUPERWASH 60°

CLASSIC FIT

KK409 TIPPED COLLAR POLO



SIZES:

S - 3XL
See page 79 for full size spec and European sizing.

FABRIC:

65% polyester 35% cotton pique

WEIGHT:

185gsm

FEATURES:

1x1 rib flat knit collar and cuffs with contrast tipping. Double topstitching around cuffs. Three button interlined slanted top placket. Taped back neck. Half moon back yoke. Double topstitched armholes and shoulder seams. Side vents. Twin needle hem. Spare button attached to care label. Woven back neck label.

Please note: Superwash 60°C wash can only be guaranteed on non-decorated garments.

- | | |
|------------------|------------------|
| ● black white | ● royal white |
| ● black yellow | ● navy white |
| ● black red | ● navy yellow |
| ● black orange | ● charcoal black |
| ● black charcoal | ● graphite white |

KK475 TRACK POLO



CLASSIC FIT



SIZES: XXS - 3XL

FABRIC: 65% POLYESTER 35% COTTON PIQUE

WEIGHT: 200GSM

- orange
- red
- navy
- light blue
- turquoise
- navy royal
- navy red
- navy mid yellow
- black yellow
- black gold
- black orange
- black red
- black purple
- black royal
- black lime
- black grey



REGULAR FIT

WORKFORCE POLO

KK422 MEN'S KK722 WOMEN'S

Made from 50/50 cotton/polyester this durable fabric offers maximum comfort and superior wash performance.



SIZES:
 KK422 XS -5XL
 KK722 8 - 20
 See page 79 for full size spec and European sizing.

FABRIC:
 50% cotton 50% polyester pique

WEIGHT:
 200gsm

FEATURES:
 Washable to 60°. 1x1 rib knit collar. Two button straight top placket. Self fabric back neck and inner collar binding. Twin needle hem and cuff. Spare button attached to care label. Tear out back neck.



*KK422 only



KK460

CLASSIC COTTON POLO

SIZES:

XS -3XL

See page 79 for full size spec and European sizing.

FABRIC:

100% ring spun combed cotton

WEIGHT:

200gsm

FEATURES:

1x1 rib flat knit collar and cuffs. Double topstitching around cuffs. Three button slanted top placket. Self fabric back neck and inner collar binding. Half moon back yoke. Double topstitched armholes and shoulder seams. Twin needle hem. Side vents. Spare button attached to care label. Tear out back neck label.

Please note: Superwash 60°C wash can only be guaranteed on non-decorated garments.

SUPERWASH 60°

REGULAR FIT



KK615 OAK HILL POLO

SIZES: S - 2XL

FABRIC: 100% COMBED COTTON PIQUE

WEIGHT: 210GSM

-  charcoal lime
-  charcoal orange
-  navy white
-  black orange
-  black bright red



KK732 COMFORTEC® V NECK POLO

SIZES: 8 - 18

FABRIC: 98% COTTON 2% LYCRA® PIQUE

WEIGHT: 210GSM

-  white
-  black









ST. MELLION POLO KK606 MEN'S KK706 WOMEN'S

SIZES: MENS XS - 2XL WOMENS 8 - 20

FABRIC: 100% COMBED COTTON PIQUE

WEIGHT: 210GSM

-  white bright red
-  white navy
-  navy light blue*
-  navy white
-  navy sun yellow
-  black white*
-  black yellow*
-  black lime*
-  black bright red*

*KK606 only

KK444 PIQUE POLO



**COOLTEX®
PLUS**

SIZES: XS - 5XL

FABRIC: COOLTEX® PLUS POLYESTER PIQUE

WEIGHT: 180GSM



4XL & 5XL available in black, charcoal, navy & white only

REGULAR FIT



KK455 MICRO MESH POLO

SIZES:

XS - 3XL

See page 79 for full size spec and European sizing.

FABRIC:

100% Cooltex® Plus polyester micro mesh

WEIGHT:

140gsm

FEATURES:

Cooltex® plus yarn. Micro mesh fabric. 1x1 rib knit collar. Three button slanted top placket. Self fabric back neck and inner collar binding. Double topstitched armholes. Twin needle hem and cuffs. Straight hem. Spare button attached to care label. Tear out back neck label.



**COOLTEX®
PLUS**

Our Cooltex® Plus fabric is knitted from multi-channel fibres that speed moisture to the outer surface, maximising evaporative and cooling performance.

This high tech fabric allows the body to regulate its core temperature to keep the wearer cool and comfortable whatever the activity.



KK555 MICRO MESH TEE

SIZES: XS - 4XL

FABRIC: 100% COOLTEX® PLUS POLYESTER MICRO MESH

WEIGHT: 140GSM

-  white
-  heather grey solid
-  graphite
-  navy
-  black

4XL available in black, graphite, navy & white only









KK991 COOLTEX® CONTRAST TEE

SIZES: XS - 3XL

FABRIC: 100% POLYESTER MESH

WEIGHT: 140GSM

-  navy light blue
-  navy navy
-  black red
-  black black
-  black fluorescent orange
-  navy fluorescent lime



KK979 WARMTEX® BASE LAYER

SIZES: XXS - 2XL

FABRIC: 90% POLYESTER 10% SPANDEX

WEIGHT: 135GSM

-  white
-  navy
-  black



SUPERWASH 60°

REGULAR FIT

TUMBLE DRY

KK530 PIQUE TEE

Ever wished you could find a T-Shirt with the durability and performance of the KK403 Klassic Polo? Meet the KK530.

Constructed from the same Superwash® 60° 185gsm pique fabric that you know and trust, but styled into a versatile regular cut tee, this anti-pil, anti-snag fabric is optimised for print and also offers the perfect base for embroidery.

SIZES:

XS - 3XL

See page 79 for full size spec and European sizing.

FABRIC:

65% polyester 35% cotton pique

WEIGHT:

185gsm

FEATURES:

5 core colours matched to KK403. 1x1 ribbed crew neck with edgestitched trim. Self fabric back neck binding. Double topstitched armholes and shoulder seams. Twin needle hem and cuffs. Tear out back neck label.

Please note: Superwash 60°C wash can only be guaranteed on non-decorated garments.



WHITE

CHARCOAL

GRAPHITE

NAVY

BLACK

KK504 FASHION FIT TEE

SIZES:

XS - 4XL

See page 79 for full size spec and European sizing.

4XL available in black, navy & white only

All other colours XS - 3XL

FABRIC:

65% polyester 35% cotton

(black melange 50% polyester 50% cotton)

WEIGHT:

160gsm

FEATURES:

1x1 ribbed crew neck.

Edg stitched front neck trim.

Self fabric back neck and

shoulder binding. Twin needle

hem and cuffs. Tear out back

neck.



white



light grey
marl



dark grey
marl



black
melange



black



royal



navy



red



khaki



SUPERWASH 60°

FASHION FIT





KK510 LONG SLEEVE TEE

SIZES: XS - 3XL

FABRIC: 65% POLYESTER 35% COTTON

WEIGHT: 160GSM

- dark grey marl
- navy
- black



KK508 RINGER TEE

SIZES: XS - 2XL

FABRIC: 65% POLYESTER 35% COTTON

WEIGHT: 160GSM

- white black
- light grey marl black
- black white



KK519 FASHION FIT TIPPED TEE

SIZES: XS - 2XL

FABRIC: 65% POLYESTER 35% COTTON

WEIGHT: 160GSM

- black white red
- black white grey



KK507 FASHION FIT COTTON TEE

SIZES: XS - 3XL

FABRIC: 100% RINGSPUN COMBED COTTON

WEIGHT: 140GSM

- white
- navy
- black



KK500 HUNKY® TEE

A simple and traditional premium 100% cotton t-shirt, ideal for a range of decoration techniques. Comes in an on-trend, 90's oversized fit.

SIZES:
S - 6XL
4XL, 5XL & 6XL in black, navy & white only.
See page 79 for full size spec and European sizing.

FABRIC:
100% combed cotton jersey
90% cotton 10% viscose - heather grey

WEIGHT:
180gsm

FEATURES:
Superior printing surface. 1x1 ribbed crew neck. Double edg stitched front neck trim. Self fabric back neck binding. Twin needle hem and cuffs. Woven back neck label

- white
- light sand
- heather grey
- navy
- black



REGULAR FIT

NEW

KK338 PIQUE HOODIE

Kustom Kit have combined the superior abrasion properties of pique with the warmth and comfort of brushed back fleece to create the ultimate hardworking fabric. Combining trend led detailing with superior quality and performance, the Pique Hoodie is designed to appeal to multiple markets. Key features include an innovative zipped double pocket, metal eyelets and cord end details and a raised hood allowing for a larger back panel print area.

SIZES:

XS - 3XL

See page 79 for full size spec and European sizing.

FABRIC:

80% cotton 20% polyester

WEIGHT:

300gsm

FEATURES:

Pique faced fabric. Raised hood with self colour jersey lining. Self colour back neck and inner collar jersey binding. Self colour flat tape cord with metal ends. Matching metal eyelets. Full needle doubled layered cuff and welt. Kangaroo pocket with additional zipped pocket at top. Self colour plastic zip with self colour metal pull. Double edgestitched cuff, welt and armholes. Tear out back neck label.



dark grey



navy



black

NEW

KK337 PIQUE SWEATSHIRT



Add some texture to your sweatshirt offer! Kustom Kit have combined the superior abrasion properties of pique with the warmth and comfort of brushed back fleece to create the ultimate hardworking fabric. Cut in a modern regular fit this versatile sweatshirt is as fashionable as it is functional. The garment is elevated further by retail inspired coverseam detailing.

SIZES:

XS - 3XL

See page 79 for full size spec and European sizing.

FABRIC:


80% cotton 20% polyester

WEIGHT:

300gsm

FEATURES:

Pique faced fabric. Full needle doubled layered neck, cuff and welt. Self coloured back neck and inner collar jersey binding. Coverseam detail to neck, cuff and welt. Double edgestitched armholes. Tear out back neck label.



dark
grey

navy

black

REGULAR FIT



NEW



KK339 1/4 ZIP PIQUE SWEATSHIRT

REGULAR FIT



Here's a fresh take on the 1/4 zip sweat! We've combined the superior abrasion properties of pique with the warmth and comfort of brushed back fleece to create the ultimate hardworking fabric. Cut in a modern regular fit with a kangaroo pocket and neat cadet collar, the KK339 is as fashionable as it is functional.

SIZES:

XS - 3XL

See page 79 for full size spec and European sizing.

FABRIC:

80% cotton 20% polyester

WEIGHT:

300gsm

FEATURES:

Pique faced fabric. Double layered cadet collar. Self colour woven back neck and inner collar tape. Concealed metal YKK zip with metal pull. Full needle double layered cuff and welt. Kangaroo pocket with double topstitching. Double edgestitched cuff, welt, armholes and shoulder seams. Tear out back neck label.

KK332 SWEATSHIRT



We believe that getting the basics right is important. Cut in a regular fit to appeal to multiple sectors this sweatshirt offers impressive quality, value and washability. Its compact fabric surface with a 100% cotton face make it a dream to decorate with logos.

SIZES:
XS - 2XL

See page 79 for full size spec and European sizing.

FABRIC:
80% cotton 20% polyester brushed back jersey
85% cotton 15% viscose - heather grey

WEIGHT:
280gsm

FEATURES:
100% cotton face. Self colour woven back neck tape. Double edgestitched armholes and shoulder seams. Self fabric double layered cuff, neck and welt. Double edgestitched cuff, neck and welt. Tear out back neck label.

REGULAR FIT





REGULAR FIT

KK336

1/4 ZIP HOODIE

A recent addition to our popular 80/20 cotton faced jersey range. This versatile garment bridges the gap between streetwear and modern workwear with its trend led styling and industrial inspired hardware.

SIZES:

XS - 3XL

See page 79 for full size spec and European sizing.

FABRIC:

80% cotton 20% polyester brushed back jersey

WEIGHT:

280gsm

FEATURES:

100% cotton face. Raised hood with self colour jersey lining. Self colour woven tape to neck and back of zip. Single topstitched armholes and shoulder seams. Full needle double layered cuff and welt. Single topstitched cuff and welt. Kangaroo pocket with double topstitching. Metal central YKK 1/4 zip with metal puller. Matching metal eyelets. Flat self coloured cord with metal ends. Tear out back neck label.



BLACK

NAVY

DARK GREY

HEATHER GREY



KK333

REGULAR FIT

COTTON FACE HOODIE

Constructed from 80% cotton and 20% polyester, this regular fit over-the-head hoodie combines comfort with style thanks to a central kangaroo front pocket and flat lace drawcords. A tear out label allows for easy rebranding and the cotton face facilitates decoration by screen print and DTG.

SIZES:

XXS - 4XL
4XL in black, navy & dark grey only.
See page 79 for full size spec and European sizing.

FABRIC:

80% cotton 20% polyester brushed back jersey

WEIGHT:

280gsm

FEATURES:

100% cotton face. Raised hood with self colour jersey lining. Jersey binding to back neck. Single topstitched armholes and shoulder seams. Full needle double layered cuff and welt. Single topstitched cuff and welt. Kangaroo pocket with double topstitching. Flat tape cord through hood with turned ends. Tear out back neck label.

WHITE HEATHER GREY DARK GREY MARL GRAPHITE NAVY BLACK BABY PINK RED BURGUNDY SKY BLUE ROYAL BOTTLE GREEN





REGULAR FIT

KK335 1/4 ZIP SWEATSHIRT

SIZES:
XS - 4XL
See page 79 for full size spec and European sizing.

FABRIC:
80% cotton 20% polyester brushed back Jersey

WEIGHT:
280gsm

FEATURES:
100% cotton face. Double layered cadet collar. Self fabric back neck and inner collar binding. Double edgestitched armholes and shoulder seams. Full needle double layered cuff and welt. Double edgestitched cuff and welt. Zirconium coloured metal YKK zip and pull. Covered zip for enhanced printability. Tear out back neck label.

- heather grey
- dark grey
- navy
- black

KK334 ZIPPED SWEATSHIRT



SIZES: XS - 2XL

FABRIC: 80% COTTON 20% POLYESTER BRUSHED BACK JERSEY

WEIGHT: 280GSM

- heather grey
- dark grey
- navy
- black

SUPERWASH 60°

REGULAR FIT

TUMBLE DRY



KK302 SWEATSHIRT

Constructed from 65% polyester and 35% cotton brushed back jersey for optimum comfort and performance. This crew neck sweatshirt has reinforced strength due to twin needle seaming and is also highly durable thanks to the Superwash 60° fabric. The perfect match for our Klassic polo shirt!

SIZES:

XS - 4XL
See page 79 for full size spec and European sizing.

FABRIC:

65% polyester 35% cotton brushed back jersey


WEIGHT:

280gsm

FEATURES:

Self fabric double layered neck, cuff and welt. Self colour woven back tape. Double edgestitched armholes and shoulder seams. Double edgestitched neck trim, cuffs and hem. Tear our back neck label.

Please note: Superwash 60°C wash can only be guaranteed on non-decorated garments.



KK303 ZIPPED HOODIE

SIZES: XS - 3XL

FABRIC: 65% polyester 35% cotton brushed back jersey

WEIGHT: 280gsm

FIT: Regular




KK933 SWEAT PANT

SIZES: XS - 2XL

FABRIC: 65% polyester 35% cotton

WEIGHT: 250gsm

FIT: Slim



THE BOTTOM HALF

SHORTS · LEGGINGS · TRAINING & TRACK PANTS



KK943 FULL LENGTH LEGGING

SIZES: 6 - 16
See page 79 for full size spec and European sizing.

FABRIC: 92% polyester 8% spandex

WEIGHT: 240gsm

FIT: Fashion

●
black



KK980 TRACK SHORT

SIZES: XS - 2XL

FABRIC: 100% polyester micro fibre outer
100% polyester lining

WEIGHT: 115gsm

FIT: Classic

● ● ●
red navy black
white white white



KK986 PLAIN SHORT

SIZES: XXS - 2XL

FABRIC: 100% polyester micro touch
100% polyester lining

WEIGHT: 80gsm

FIT: Classic

● ●
navy black



KK987 TRAINING PANT


SIZES: XXS - 2XL

FABRIC: 100% polyester micro touch
100% polyester lining

WEIGHT: 80gsm

FIT: Regular

● ●
navy black



KK971 TRACK PANT

SIZES: XS - 2XL

FABRIC: 100% polyester interlock

WEIGHT: 210gsm

FIT: Slim

● ●
navy black



SUPERWASH 60°

TAILORED FIT

KK143 PIQUE SHIRT

We've taken the tried and trusted fabric from our bestselling Superwash® 60 polo and combined it with everything we know from over 25 years experience of manufacturing quality shirting.

Our Pique Shirt is a fusion of smart shirt detailing with the comfort and performance of a polo.

SIZES:

S - 3XL

See page 79 for full size spec and European sizing.

FABRIC:

64% polyester 34% cotton 2% elastane pique

WEIGHT:

185gsm

FEATURES:

Fused stand up button down collar. One button adjustable cuff. One button cuff placket. Straight hem. Edgestitched back yoke and shoulder seams. Double topstitched side seams. Single topstitched armholes. Spare buttons (one of each size) attached to care label. Woven back neck label

Please note: Superwash 60°C wash can only be guaranteed on non-decorated garments.



white



light
heather
blue



navy



black



KK770 MANDARIN COLLAR TOP

SIZES: 8/10 - 20/22

FABRIC: 95% COTTON 5% ELASTANE

WEIGHT: 200GSM

○ ●
white black



KK755 KEYHOLE NECK TOP

SIZES: 8/10 - 20/22

FABRIC: 95% COTTON 5% ELASTANE

WEIGHT: 200GSM

○ ●
white black



KK785 MANDARIN COLLAR 3/4 SLEEVE TOP

SIZES: 8/10 - 20/22

FABRIC: 95% COTTON 5% ELASTANE

WEIGHT: 200GSM

○ ●
white black

THE PREMIUM OXFORD COLLECTION

8 STYLES, 11 COLOURS, 2 FITS, ENDLESS UNIFORM COMBINATIONS

Our best selling Premium Oxford fabric is an industry classic, renowned for its hardwearing properties, smart appearance and easy iron finish. Made from 125gsm, 85% Cotton 15% Polyester it combines the benefits of cotton with the durability and easy care functionality of polyester. Constructed in a timeless pinpoint weave and offered in a classic or tailored fit.



SHORT SLEEVE PREMIUM OXFORD KK109 MEN'S KK701 WOMEN'S

SIZES: **KK109** 13.5 - 23" collar **KK701** 6 - 28
KK109 available in 14.5 - 23 all colours
13.5 & 14 available in white & light blue only
other colours to order

FABRIC: 85% cotton 15% polyester oxford

WEIGHT: 125gsm

FIT: **KK109** Classic **KK701** Tailored



* KK109 only



LONG SLEEVE PREMIUM OXFORD
KK105 MEN'S KK702 WOMEN'S

SIZES:
KK105 13.5 - 23" collar
 13.5 & 14" available in white and light blue only. All other colours available to order.
KK702 6 - 28
 6 available in black, white and light blue only. All other colours available to order.
 See page 79 for full size spec and European sizing.

FABRIC:
 85% cotton 15% polyester oxford

WEIGHT:
 125gsm

FIT:
KK105 - Classic **KK702** - Tailored

- white
- silver grey
- charcoal*
- black
- light blue
- royal
- midnight navy*
- dark navy*
- red*
- bottle green*

* KK105 only



KK188 TAILORED FIT LONG SLEEVE

SIZES: 13.5 - 19.5" collar
 13.5 & 14 available in white and light blue only. All other colours available to order.

FABRIC: 85% cotton 15% polyester oxford

WEIGHT: 125gsm

FIT: Tailored

- white
- light blue
- black



KK187 TAILORED FIT SHORT SLEEVE

SIZES: 13.5 - 19.5" collar
 13.5 & 14 available in white and light blue only. All other colours available to order.

FABRIC: 85% cotton 15% polyester oxford

WEIGHT: 125gsm

FIT: Tailored

- white
- light blue
- black



KK190 CONTRAST

SIZES: S - 2XL

FABRIC: 85% cotton 15% polyester oxford

WEIGHT: 125gsm

FIT: Tailored

- white
- white midnight navy
- light blue navy



KK118 CUTAWAY COLLAR

SIZES: 15 - 18.5" collar

FABRIC: 85% cotton 15% polyester oxford

WEIGHT: 125gsm

FIT: Classic

- white
- light blue



COTTON RICH OXFORDS

HARD WORKING SHIRTS

Comfortable yet hard wearing cotton rich Oxford Shirts. Highly functional features include easy iron properties and the ability to be washed at 50°C. These versatile shirts are perfect for both formal and casual environments.

WORKWEAR OXFORD

LONG SLEEVE KK351 MEN'S KK361 WOMEN'S
SHORT SLEEVE KK350 MEN'S KK360 WOMEN'S

SIZES:

KK350 & KK351 13.5 - 23" collar
 13.5 & 14" available in white and light blue only. All other colours available to order.
 KK360 & KK361 6 - 28 6 available in white and light blue only. All other colours available to order.
 See page 79 for full size spec and European sizing.

FABRIC:

70% mercerised cotton 30% polyester Oxford

WEIGHT:


135gsm

FEATURES:

KK350 & KK351 - Fused stand up collar. Rounded hem. Button down collar. Chest pocket. Two pleats at back. Spare buttons. KK351 only - Buttoned cuff placket. One button adjustable cuff.
 KK360 & KK361 - Regular collar. Two darts to front and back. Two button cuff. KK361 only - Two button cuff.

FIT:

KK350 KK351 Classic KK360 KK361 Tailored



* KK350 & KK360 only



KK183 WORKWEAR OXFORD SHORT SLEEVE

SIZES: 14 - 18" collar

FABRIC: 70% cotton 30% polyester oxford

WEIGHT: 135gsm

FIT: Slim




KK184 WORKWEAR OXFORD LONG SLEEVE

SIZES: 14 - 18" collar

FABRIC: 70% cotton 30% polyester oxford

WEIGHT: 135gsm

FIT: Slim



TAILORED FIT



100% COTTON POPLIN

THE ULTIMATE OFFICE SHIRTS

Our 100% cotton shirts are woven from premium mercerised cotton for a smooth, sleek surface.

CITY SHIRT

KK386 MEN'S KK388 WOMEN'S

SIZES:

KK386 14.5 - 19.5" collar
KK388 8 - 20
See page 79 for full size spec and European sizing.

FABRIC:

100% mercerised cotton poplin easy iron

WEIGHT:


120/125gsm

FEATURES:

KK386 - Fused stand up button down collar. Rounded hem. Spare button. Two button cuff.
KK388 - Fused stand up collar. Two curved front and back panels. Soft fused stand up collar. Rounded hem. Spare button. Two button cuff.



white black




KK115 NON IRON SHIRT SHORT SLEEVE

SIZES: 14.5 - 18.5" collar


FABRIC: 100% mercerised cotton poplin non iron

WEIGHT: 125gsm

FIT: Classic



white light blue



KK116 NON IRON SHIRT LONG SLEEVE

SIZES: 14.5 - 18.5" collar

FABRIC: 100% mercerised cotton poplin non iron

WEIGHT: 125gsm

FIT: Classic



white light blue



COTTON RICH POPLINS

THESE SHIRTS MEAN BUSINESS!

BUSINESS SHIRT

SHORT SLEEVE **KK102 MEN'S** **KK742F WOMEN'S**

SIZES:

KK102 14.5 - 21" collar
 KK742F 6 - 28 6 available in black, white and light blue only.
 All other colours available to order.
 See page 79 for full size spec and European sizing.

FABRIC:

55% mercerised cotton 45% polyester poplin

WEIGHT:


105gsm

FEATURES:

Fused stand up collar, Rounded hem. Spare buttons.
 KK102 - Chest pocket KK742F - Two curved front and back panels.

FIT:

KK102 Classic **KK742F** Tailored



We blend 55% mercerised cotton for cool crisp comfort with 45% polyester to reduce creasing and to add durability. The result is a smooth soft fabric that decorates beautifully and looks professional all day long.





KK104 MEN'S BUSINESS SHIRT LONG SLEEVE

SIZES: 14.5 - 21" collar

FABRIC: 55% mercerised cotton
45% polyester poplin

WEIGHT: 105gsm

FIT: Classic




KK743F WOMEN'S BUSINESS SHIRT LONG SLEEVE

SIZES: 6 - 28

FABRIC: 55% mercerised cotton
45% polyester poplin

WEIGHT: 105gsm

FIT: Tailored




KK131 TAILORED FIT BUSINESS SHIRT

SIZES: 14.5 - 18.5" collar

FABRIC: 55% mercerised cotton
45% polyester poplin

WEIGHT: 105gsm

FIT: Tailored




KK192 SLIM FIT BUSINESS SHIRT

SIZES: 14 - 18" collar

FABRIC: 55% mercerised cotton
45% polyester poplin

WEIGHT: 105gsm

FIT: Slim



KK133 PILOT SHIRT SHORT SLEEVE

SIZES: 14.5 - 19.5" collar

FABRIC: 55% mercerised cotton
45% polyester poplin

WEIGHT: 105gsm

FIT: Tailored



KK134 PILOT SHIRT LONG SLEEVE

SIZES: 14.5 - 19.5" collar

FABRIC: 55% mercerised cotton
45% polyester poplin

WEIGHT: 105gsm

FIT: Tailored



THE 65/35 POPLINS

THE PERFECT ALL ROUND OPTION

Maximum durability, minimum ironing, endless choice. Our polycotton poplin shirts are available in two fabric weights across eleven contemporary styles.

WORKFORCE SHIRT

LONG SLEEVE KK140 MEN'S

SHORT SLEEVE KK100 MEN'S KK728 WOMEN'S

SIZES:

KK100 KK140 - S - 3XL

KK728 - 8 - 28

See page 79 for full size spec and European sizing.

FABRIC:

65% polyester 35% cotton poplin

WEIGHT:

115gsm

FEATURES:

Fused stand up collar, Rounded hem, Optional chest pocket, Spare buttons. One button adjustable cuff (KK140), KK100 KK140 button down collar. Rear side pleats, KK728 soft fused stand up collar. Two darts front and back.


FIT:

Classic



white

black



KK715 WOMEN'S CONTINENTAL BLOUSE

SIZES: 8 - 22

FABRIC: 65% polyester 35% cotton poplin

WEIGHT: 115gsm

FIT: Tailored



white

black



KK161 MEN'S MANDARIN COLLAR SHIRT

SIZES: S - 2XL

FABRIC: 65% polyester 35% cotton poplin

WEIGHT: 115gsm

FIT: Tailored



white

black



KK261 WOMEN'S MANDARIN COLLAR SHIRT

SIZES: 8 - 18

FABRIC: 65% polyester 35% cotton poplin


WEIGHT: 115gsm

FIT: Tailored



white

black



KK727 WOMEN'S MANDARIN COLLAR BLOUSE

SIZES: 8 - 20

FABRIC: 65% polyester 35% cotton poplin

WEIGHT: 115gsm

FIT: Tailored



white

black

TAILORED FIT



LONG SLEEVE
KK142 MENS
KK242 WOMENS

POPLIN SHIRT


SHORT SLEEVE KK141 MENS KK241 WOMENS



SIZES: MENS 13.5 - 23" COLLAR WOMENS 6 - 28
13.5 & 14 available in white & black only

FABRIC: 65% POLYESTER 35% COTTON POPLIN

WEIGHT: 105GSM



KK139 TWILL OXFORD SHIRT



SIZES: 14 - 18"

FABRIC: 100% COTTON TWILL

WEIGHT: 130GSM



white



light blue



STRETCH OXFORD SHIRT

KK182 MEN'S

KK782 WOMEN'S

SIZES:

KK182 13.5 - 18.5" collar

KK782 6 - 20

See page 79 for full size spec and European sizing.

FABRIC:

58% cotton 39% polyester 3% Lycra® oxford

WEIGHT:

143gsm

FEATURES:

KK182 Fused stand up button down collar. Two darts at back. Rounded hem. Back yoke. Two button cuff with buttoned cuff placket. Spare buttons. KK782 Fused stand up collar. Two darts at back. Two under bust darts. Rounded hem. Back yoke. One adjustable cuff with buttoned cuff placket. Spare button.

FIT:

KK182 Slim KK782 Tailored



white



light blue

REGULAR FIT



ARUNDEL SWEATER

KK352 MEN'S KK353 WOMEN'S

A popular layer that combines a versatile fine gauge knit with smart durability.

SIZES:

KK352 - XXS - 3XL
KK353 - 6 - 20

See page 63 for full size spec and European sizing.

FABRIC:

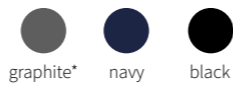
50% cotton 50% acrylic

WEIGHT:

12 gauge

FEATURES:

Pill resistant. Machine washable. Tubular linked v neck. 1x1 ribbed cuff and welt. Fashioning marks to front neck and armholes. Reinforced back shoulder. Woven back neck label.



*KK352 only



KK354 WOMEN'S V NECK CARDIGAN

SIZES: 6 - 20

FABRIC: 50% cotton 50% acrylic

WEIGHT: 12 gauge

FIT: Regular




KK355 WOMEN'S CREW NECK CARDIGAN

SIZES: 6 - 20

FABRIC: 50% cotton 50% acrylic

WEIGHT: 12 gauge

FIT: Regular




KK253 ARUNDEL CREW NECK SWEATER

SIZES: XS - 3XL

FABRIC: 50% cotton 50% acrylic

WEIGHT: 12 gauge

FIT: Regular



KK902 MICRO FLEECE

SIZES: XS - 3XL

FABRIC: 100% anti pill micro fleece polyester

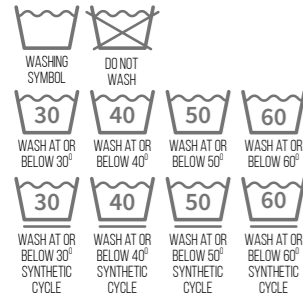
WEIGHT: 220gsm

FIT: Regular

GARMENT CARE

Ever wondered what the little symbols on care labels mean? Here's a helpful guide on all you need to know about taking care of your Kustom Kit garments which can lead to a longer life for your clothes. So how can you make your clothes last longer without being ruined in the laundry? We've created a guide to help you identify the care symbols and understand what they mean including some conscious tips on how you can preserve the look of your garment for even longer whilst reducing the impact on the environment.

WASHING SYMBOL



The washing symbol is generally illustrated as a tub filled with water. If the garment is machine washable, it simply tells you the recommended washing temperature and the correct washing cycle. When you see one line drawn underneath the tub, it means that your garment should be washed on a synthetic cycle which offers a medium agitation wash along with a low-speed spin cycle that's best for your synthetic fibres. It's essential to wash at the correct temperature as this will protect

the fabric and keep your clothes looking newer for longer along with the following tips:

- Close all zips, undo buttons, and flatten out collars and cuffs.
- Check pockets and linings or loose or sharp objects.
- Don't overload the washing machine.
- Turn your garments inside out to avoid abrasion from other garments.
- Check garments regularly for marks or stains and remove as soon as possible (see stain removal section for some helpful advice).
- **Conscious tip:** Even though the labels illustrate the safe washing temperature for your garment, you can wash at a lower temperature to put less stress on the material of your garment as well as helping the environment. Most modern detergents perform just as well on a lower temperature.

BLEACH SYMBOL



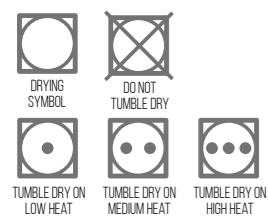
Before attempting to improve your whites, please consult the care label because some garments might not be able to handle bleach agents. The bleach symbol is illustrated by a triangle. If you see an empty triangle then bleach is allowed, when necessary. Diagonal lines refer to the use of non-chlorine bleach

and the crossed out triangle indicates that you shouldn't use bleach at all.

Conscious tip: Chlorine based bleach is great at removing stains, but it's also heavy on the environment. There are friendlier alternatives that can be used to whiten and brighten clothes. Natural solutions such as baking soda,

white vinegar, or even lemons can help remove stains. Always test a removal method on a hidden patch of your garment.

DRYING SYMBOL




The above symbols will help you establish the correct drying method. Essentially, the more dots the higher the permitted temperature. The crossed out drying symbol simply means avoid tumble drying and their damaging effects on certain materials. When tumble drying is not advised see the following recommendations:

- When line drying shirts or jackets, always hang from the tail.

- Reshape whilst damp, by gathering the hem in one hand, holding the shoulders in the other and pulling back into shape.
- When line drying knitted garments, always fold over the line and position pegs at the underarm.
- When line drying trousers or skirts, always hang from the waist.
- Do not leave clothes exposed to the sun after they have dried.
- Avoid drying garments on radiators or in intense heat as this could distort the shape.
- Drying garments by hanging on coat hangers minimises creasing and speeds up the drying time.
- **Conscious tip:** Tumble dryers require a lot of energy, cause stress on the fibres and can distort the shape of your garment. Air drying is much more sustainable and will prolong your wardrobe.

IRON SYMBOL



Irreparable damage can easily happen if the recommended heat setting is not adhered to, especially for delicate fabrics. The ironing symbol is illustrated as an iron with dots which indicates the temperature setting. Again the more dots the higher the temperature.

- Do not iron directly onto a printed garment, always iron on the reverse.
- When ironing dark garments avoid 'iron shine' by either pressing on the inside of the fabric or through a damp cloth.

Conscious tip: As ironing can cause stress to your garments, a good alternative is to simply hang your clothes in the bathroom while you're having a hot shower as the steam should smooth out the wrinkles. Hanging your garments to air dry will also minimise and reduce creases and wrinkles.

DRY CLEAN SYMBOLS



A circle indicates if your garment is suitable for dry cleaning, while the letters instruct on the required solvent to use.

Conscious tip: Dry cleaning is a highly chemical intense process. A simple alternative is to hand wash delicate fabrics using mild soap and lukewarm water.

COMMON WASH PROBLEMS

Shrinkage: The major contributing factors to shrinkage are heat and excessive agitation. Therefore, do not wash at too high temperatures. Always wash on the most appropriate cycle and follow the care instructions.

Pilling & Bobbling: Abrasion and lack of regular washing cause fibre balls to appear on the surface of the fabric. Remove carefully by brushing or picking off.

Fading in the Sunlight: Sunlight can be very harmful to fabrics and the effects are irreversible. Reduce exposure to direct sunlight wherever possible.

Colour Staining: Always wash similar colours together. Never leave damp garments together for any length of time

STAIN REMOVAL

Most stains can be rectified by fast action, basic household items and these helpful tips.

White Wine: Rinse the stain in warm water then soak in a warm detergent solution.

Red Wine: First soak the stained area immediately in white wine or soda water to remove the colour, then launder as per the care label.

Beer & Spirits: Firstly, rinse or soak the stain in lukewarm water and then launder in heavy duty detergent as per the care label.

Coffee & Tea: Soak up liquid with an absorbent cloth and sponge with warm water. Rinse with cold water and wash as per the care label.

Food: Soak the stain in cold water and salt or in warm soapy water and then wash immediately as per the care label.

Fat, Grease & Oils: Remove as much of the deposit as possible and work in neat washing up liquid with fingers. Treat with warm water and then wash immediately as per the care label.

Ball Point Pen: Apply methylated spirit or glycerine sparingly and mop up any loose colour. Rub any remaining stain with detergent and wash as per the care label.

Make-up: Do not rub the stain. Pat with talcum powder to soak up any grease and then work in neat washing up liquid with fingers before washing.

Extra tips and advice

- Most stains can be removed by soaking in cold water, but as with all stains, prompt attention is important.
- Do not use hot water to rinse the stain as this may cause it to set.
- Place the stain over an absorbent cloth or wad of kitchen paper. To avoid the dreaded ring, first target the area around the stain and then work towards the centre.
- Always test the removal method on a hidden part of the garment first to ensure that it does not harm the fabric.

MEASURING GUIDE

MEN'S UK

| To fit | XXS | XS | - | S | - | M | - | L | - | XL | - | 2XL | - | 3XL | 4XL | 5XL | 6XL | 7XL |
|---------------|-------|-------|----|-------|----|-------|----|------|----|------|-------|-------|----|-------|-------|-------|-------|-------|
| Collar inches | 13.5 | - | 14 | 14.5 | 15 | 15.5 | 16 | 16.5 | 17 | 17.5 | 18 | 18.5 | 19 | 19.5 | 20 | 21 | 22 | 23 |
| Collar cms | 34-35 | - | 36 | 37 | 38 | 39-40 | 41 | 42 | 43 | 44 | 45-46 | 47 | 48 | 49-50 | 51 | 53-54 | 56 | 58-59 |
| Chest inches | 28-30 | 32-34 | 35 | 36-38 | 39 | 40 | 41 | 42 | 43 | 44 | 45 | 46-48 | 49 | 50-52 | 54-56 | 58-60 | 62-64 | 66-68 |

SHORTS & PANTS

| | XXS | XS | - | S | - | M | - | L | - | XL | - | 2XL | - | 3XL | 4XL | 5XL | 6XL | 7XL |
|--------------|-------|-------|---|-------|---|-------|---|-------|---|-------|---|--------|---|-----|-----|-----|-----|-----|
| Waist inches | 23-25 | 26-28 | - | 29-31 | - | 32-34 | - | 35-36 | - | 37-38 | - | 39-40 | - | - | - | - | - | - |
| Waist cms | 58-63 | 66-71 | - | 74-79 | - | 81-86 | - | 89-91 | - | 94-96 | - | 99-101 | - | - | - | - | - | - |

MEN'S EUROPEAN

| To fit | XXS | XS | - | S | - | M | - | L | - | XL | - | 2XL | - | 3XL | 4XL | 5XL | 6XL | 7XL |
|---------------|-------|-------|----|-------|----|-------|-----|-------|-----|-------|-------|---------|-----|---------|---------|---------|---------|---------|
| Collar inches | - | - | 14 | 14.5 | 15 | 15.5 | 16 | 16.5 | 17 | 17.5 | 18 | 18.5 | 19 | 19.5 | 20 | 21 | 22 | 23 |
| Collar cms | - | - | 36 | 37 | 38 | 39-40 | 41 | 42 | 43 | 44 | 45-46 | 47 | 48 | 49-50 | 51 | 53-54 | 56 | 58-59 |
| Chest inches | 28-30 | 32-34 | 35 | 36-38 | 39 | 40 | 41 | 42 | 43 | 44 | 45 | 46-48 | 49 | 50-52 | 54-56 | 58-60 | 62-64 | 66-68 |
| Chest cms | 71-76 | 81-86 | 89 | 92-97 | 99 | 102 | 104 | 107 | 109 | 112 | 114 | 117-122 | 124 | 127-132 | 137-142 | 147-152 | 157-162 | 168-173 |
| European | 38-40 | 42-44 | - | 46-48 | 49 | 50 | 51 | 52 | 53 | 54 | 55 | 56-58 | 59 | 60-62 | 64-66 | 68-70 | 72-74 | 76-78 |
| Waist inches | 23-25 | 26-28 | - | 29-31 | - | 32-34 | - | 35-36 | - | 37-38 | - | 39-40 | - | - | - | - | - | - |
| Waist cms | 58-63 | 66-71 | - | 74-79 | - | 81-86 | - | 89-91 | - | 94-96 | - | 99-101 | - | - | - | - | - | - |

Collar - Measure around the base of the neck whilst keeping one finger between the tape and the neck.

Chest - Measure around the fullest part of your chest keeping the tape under the upper arms and around the shoulder blades.

WOMEN'S UK

| To fit | 6 | 8 | 10 | 12 | 14 | 16 | 18 | 20 | 22 | 24 | 26 | 28 |
|--------------|-----|----|----|----|----|----|-----|-----|-----|-----|-----|-----|
| UK | XXS | XS | S | M | L | XL | 2XL | 3XL | 4XL | 5XL | 6XL | 7XL |
| Bust inches | 28 | 30 | 32 | 34 | 36 | 38 | 40 | 42 | 44 | 46 | 48 | 50 |
| Bust cms | 71 | 76 | 81 | 86 | 91 | 96 | 102 | 107 | 112 | 117 | 122 | 127 |
| Waist inches | 21 | 23 | 25 | 27 | 29 | 31 | 33 | - | - | - | - | - |
| Waist cms | 54 | 59 | 64 | 69 | 74 | 79 | 84 | - | - | - | - | - |

WOMEN'S EUROPEAN

| To fit | XXS | XS | S | M | L | XL | 2XL | 3XL | 4XL | 5XL | 6XL | 7XL |
|--------------|-----|----|----|----|----|----|-----|-----|-----|-----|-----|-----|
| Europe | 32 | 34 | 36 | 38 | 40 | 42 | 44 | 46 | 48 | 50 | 52 | 54 |
| France/Spain | 34 | 36 | 38 | 40 | 42 | 44 | 46 | 48 | 50 | 52 | 54 | 56 |
| Italy | 38 | 40 | 42 | 44 | 46 | 48 | 50 | 52 | 54 | 56 | 58 | 60 |
| Bust inches | 28 | 30 | 32 | 34 | 36 | 38 | 40 | 42 | 44 | 46 | 48 | 50 |
| Bust cms | 71 | 76 | 81 | 86 | 91 | 96 | 102 | 107 | 112 | 117 | 122 | 127 |

PRODUCT SPECIFICATION SHEETS

Due to the variety of different fits across the Kustom Kit range, we encourage our customers to examine individual product specification sheets in order to establish precise measurements for each garment. These sheets are available to download from the respective product pages at www.kustomkit.com and provide a comprehensive overview of measurements including actual chest, length and sleeve length along with a product description, ethical accreditation and care instructions.



HOW WE MEASURE UP

PROVIDING UNIFORMITY WHILST CATERING FOR THE INDIVIDUAL

We understand that everybody is different, which is why we provide such a diverse range of fits and sizes across our collections to ensure that the whole team look and feel great. Here's our guide explaining the various fits we offer to help you select your perfect Kustom Kit garment.


GENERAL FIT INFORMATION

Our non-shirting styles comprise of the following cross-section of fits as denoted on the individual product pages...



CLASSIC FIT

A traditional forgiving silhouette allowing ease of movement.



REGULAR FIT

True to size. A neater more contemporary fit without being restrictive.



SLIM FIT

Close fitting throughout the body and sleeve.



FASHION FIT

Body skimming fashion led styling.

SHIRT FIT INFORMATION

Our corporate shirt collection is one of the most diverse in the market. We've created a range that empowers teams to feel smart in any business environment whilst catering for individual preferences. In order to achieve this we've continually developed our choice of fits to provide enhanced wearer satisfaction.

The following guide will help you understand the design of each fit in order to help you find your ideal shirt.

WHAT'S MY SIZE?

To decide on the best fit for you, it's important to know your measurements. Firstly measure your chest around the fullest part and refer to our measuring guide. Next measure your collar, around the base of your neck whilst keeping your index finger between the tape and your neck, again refer to the measuring guide. The measuring guide is in actual body measurements not garment measurements, so if your chest measures 43"/109cms and your collar measures 17"/43cms we recommend that you take a 17" collar Kustom Kit shirt.

WHAT IF I'M IN-BETWEEN SIZES?

This will depend on how you like to wear your shirts. Classic shirts are cut more generously so will be more forgiving if you size down. Slim fit shirts however are neatly cut so we would recommend sizing up if you are between sizes.

MY COLLAR SIZE IS DIFFERENT TO MY CHEST SIZE

If you intend to wear a tie we recommend buying to your collar size measurement to ensure a neat and comfortable fit. Choose a classic fit if you use your collar size and a slim fit if you use your chest size. If you intend to wear the top button open then you should fit your shirt to your chest rather than your collar measurement.

STILL UNSURE?

Kustom Kit can provide size charts for all garments upon request and our Customer Services team will be happy to answer any queries that you may have.

WHAT'S MY FIT?

We offer three different shirt fits



A traditional silhouette featuring straight side seams and a more generous fit across the chest, waist and sleeves. Cut with a long shirt tail that stays tucked in and wide armholes for ease of movement. Our classic shirts will have either side pleats or a central pleat to the back yoke for a non restrictive and comfortable fit. As a guide based on a 17" collar shirt the actual chest measurement will be 16cms larger than your actual chest and 32cms larger than your actual waist. Sounds a lot? Not really when you consider these measurements in a three dimensional context.

CLASSIC FIT



Our tailored fit shirts are just that! Tailored throughout the body and sleeve for a closer fit that is both smart and contemporary. We taper the waist to ensure a clean silhouette while retaining an unrestricting garment shape. As a guide based on a 17" collar shirt the garment chest measurement will be 12cms larger than your actual chest and 22cms larger than your actual waist.

TAILORED FIT



Our closest fitting shirt is tailored through the body and sleeve. For a sleek appearance we taper the waist and add darts to the back. We keep the cut narrow at the shoulder and lift the armhole to enhance the modern slim silhouette. The result is a surprisingly flattering wearable garment that suits all. As a guide based on a 17" collar shirt the garment chest measurement will be 12cms larger than your actual chest and 14cms larger than your actual waist.

SLIM FIT



Stretch Fit: Our slim-stretch shirts combine an ultra-sleek fit with a touch of elasticity to enable full range of movement whilst retaining the unmistakable feel of a Kustom Kit shirt.

GARMENT ACCREDITATIONS

A quick and easy guide to the accreditations awarded to each Kustom Kit style

| KK100 | • | | | | | | | | • |
|-------|---|---|---|---|---|---|--|--|---|
| KK102 | • | • | • | | | | | | • |
| KK104 | • | • | • | | | | | | • |
| KK105 | • | • | • | | | | | | • |
| KK109 | • | • | • | | | | | | • |
| KK115 | • | • | • | | | | | | • |
| KK116 | • | • | • | | | | | | • |
| KK118 | • | • | • | | | | | | • |
| KK131 | • | • | • | | | | | | • |
| KK133 | • | • | • | | | | | | • |
| KK134 | • | • | • | | | | | | • |
| KK139 | • | • | • | | | | | | • |
| KK140 | • | | | | | | | | • |
| KK141 | • | • | • | | | | | | • |
| KK142 | • | • | • | | | | | | • |
| KK143 | • | • | • | • | • | • | | | • |
| KK161 | • | | | | | | | | • |
| KK182 | • | • | • | | | | | | • |
| KK183 | • | • | • | | | | | | • |
| KK184 | • | • | • | | | | | | • |
| KK187 | • | • | • | | | | | | • |
| KK188 | • | • | • | | | | | | • |
| KK190 | • | • | • | | | | | | • |
| KK192 | • | • | • | | | | | | • |
| KK241 | • | • | • | | | | | | • |
| KK242 | • | • | • | | | | | | • |
| KK253 | • | | | | | • | | | • |
| KK261 | • | | | | | | | | • |
| KK302 | • | • | • | • | • | • | | | • |
| KK303 | • | • | • | • | • | • | | | • |
| KK332 | • | | | | | • | | | • |
| KK333 | • | | | | | | | | • |

| KK334 | • | | | | | | | | • |
|-------|---|---|---|---|---|---|---|--|---|
| KK335 | • | | | | | | | | • |
| KK336 | • | | | | | | | | • |
| KK337 | • | | | | | • | | | • |
| KK338 | • | | | | | • | | | • |
| KK339 | • | | | | | • | | | • |
| KK350 | • | • | • | | | | | | • |
| KK351 | • | • | • | | | | | | • |
| KK352 | • | | | | | • | | | • |
| KK353 | • | | | | | • | | | • |
| KK354 | • | | | | | • | | | • |
| KK355 | • | | | | | • | | | • |
| KK360 | • | • | • | | | | | | • |
| KK361 | • | • | • | | | | | | • |
| KK386 | • | | | | | | | | • |
| KK388 | • | | | | | | | | • |
| KK400 | • | • | • | • | • | • | | | • |
| KK403 | • | • | • | • | • | • | | | • |
| KK406 | • | • | • | • | • | • | | | • |
| KK408 | • | • | • | • | • | • | | | • |
| KK409 | • | • | • | • | • | • | | | • |
| KK412 | • | • | • | • | • | • | | | • |
| KK413 | • | • | • | • | • | • | | | • |
| KK422 | • | • | • | • | • | • | | | • |
| KK423 | • | • | • | • | • | • | • | | • |
| KK430 | • | • | • | • | • | • | | | • |
| KK444 | • | • | • | • | • | • | | | • |
| KK455 | • | • | • | • | • | • | | | • |
| KK460 | • | | | | | | | | • |
| KK475 | • | • | • | • | • | • | | | • |
| KK500 | • | • | • | • | • | • | | | • |
| KK504 | • | • | • | • | • | • | | | • |

| KK507 | • | • | • | • | • | • | | | • |
|--------|---|---|---|---|---|---|--|--|---|
| KK508 | • | • | • | • | • | • | | | • |
| KK510 | • | • | • | • | • | • | | | • |
| KK519 | • | • | • | • | • | • | | | • |
| KK530 | • | • | • | • | • | • | | | • |
| KK555 | • | • | • | • | • | • | | | • |
| KK606 | • | • | • | • | • | • | | | • |
| KK615 | • | • | • | • | • | • | | | • |
| KK701 | • | • | • | | • | | | | • |
| KK702 | • | • | • | | • | | | | • |
| KK703 | • | • | • | • | • | • | | | • |
| KK706 | • | • | • | • | • | • | | | • |
| KK715 | • | | | | • | | | | • |
| KK722 | • | • | • | • | • | • | | | • |
| KK727 | • | | | | • | | | | • |
| KK728 | • | | | | • | | | | • |
| KK732 | • | • | • | • | • | • | | | • |
| KK742F | • | • | • | | • | | | | • |
| KK743F | • | • | • | | • | | | | • |
| KK755 | • | • | • | • | • | • | | | • |
| KK770 | • | • | • | • | • | • | | | • |
| KK782 | • | • | • | | • | | | | • |
| KK785 | • | • | • | • | • | • | | | • |
| KK902 | • | | | | • | • | | | • |
| KK933 | • | • | • | • | • | • | | | • |
| KK943 | • | | | | | • | | | • |
| KK971 | • | | | | | • | | | • |
| KK979 | • | | | | | • | | | • |
| KK980 | • | | | | | • | | | • |
| KK986 | • | | | | | • | | | • |
| KK987 | • | | | | | • | | | • |
| KK991 | • | | | | | • | | | • |

The operations of the 2013 Accord agreement was transferred to the RMG Sustainability Council (RSC) in 2020. As such, certification is in a transition period, and we have a combination of both Accord and RSC certification. These are considered one and the same.

kustomkit.com

